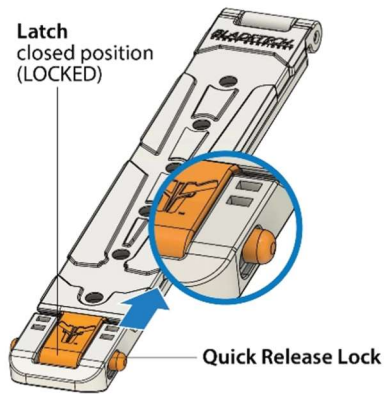


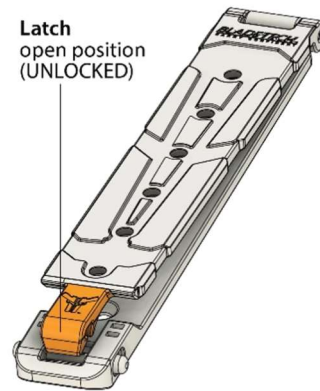
Step 1: Push Quick Release Lock

Push the spring loaded Quick Release Lock upward to release the latch from the closed position (LOCKED).



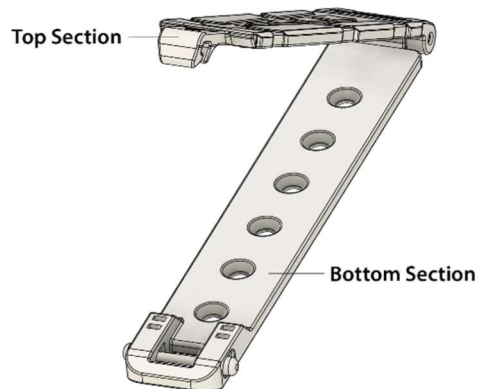
Step 2: Release Latch

Latch should be in the open position (UNLOCKED).



Step 3: Rotate Hinged Sections

Rotate the top section upward, away from the bottom section.



Mounting/Attaching

- 1 Mounting is recommended on the bottom section.
- 2 Feed the top section through the rows of MOLLE webbing on the pack/garment.

